

CONNECTORS

Butt Connectors
(UVM, UYP, UY2, URC, UBC, etc.)

Modular connectors
Drop Wire and Picabond Connectors



Butt Connectors






Discrete wire connectors are ideally suited for all types of cables splicing needs. Use of simple tools and small splice bundle offer you the advantage of economy with the reliability you can depend on for many years
Designed and built around proven **Insulation Displacement Connection (IDC)** technique

Features:

- Reduced splice bundles leading to cost effective splicing solutions.
- Clear body permits visual inspection of joints
- **Insulation Displacement Connection (IDC)** provides solder equivalent joint
- No need for stripping of the insulation.
- Filled connectors provide excellent water and moisture resistance.
- Full range of products with 2 or 3 wires for straight, half tap or bridge splicing.

Product Information summary





Straight Splicing Butt Type

Product Code	Product	Description / Feature	Color Code	Conductor diameter size in mm	Insulation Type
CO 0340 A		UY C 2 wire, filled connector with Polycarbonate body.	Yellow	C. D 0.32 – 0.7 Insulation O.D max 1.52	PIC, Pulp or paper
CO 0085 A		UY P Similar to UY C, but made of Polypropylene for solvent resistance.	Yellow	C. D 0.32 – 0.7 Insulation O.D max 1.52	PIC, Pulp or paper
CO 0086 A		UY2 P Full wire range, 2 wire, filled, Polypropylene connector, Best suited for general application	Yellow	C. D 0.32 – 0.9 Insulation O.D max 2.08	PIC, Pulp or paper
CO 0339 A		UY2 PD Dry version of UY2 P, for specific application (no sealant filling)	White	C. D 0.32 – 0.9 Insulation O.D max 2.08	Unfilled PIC, Pulp or paper
CO 0338 A		UY2 C New version of UY2 P made of Polycarbonate plastic, 2 wire, full wire range and filled with sealant	Yellow	C. D 0.32 – 0.9 Insulation O.D max 2.08	PIC, Pulp or paper

Standard Packing: 500Ea/Box




Note: Crimping tool is available for details see in our tools section

Bridge / Straight Splicing

Product Code	Product	Description / Feature	Color Code	Conductor diameter size in mm	Insulation Type
CO 0337 A		UR C A,3 wire, filled connector, for straight or bridge splicing made of Polycarbonate.	Red	C. D 0.32 – 0.7 Insulation O.D max 1.52	PIC, Pulp or paper
CO 0335 A		UR2 P 3 wire, filled full wire range connector made of polypropylene for straight or bridge splicing	Red	C. D 0.32 – 0.9 Insulation O.D max 2.08	PIC, Pulp or paper
CO 0336 A		UR2 PD Dry version of UR2 P, made of Polypropylene for pressurized joints or specific application	White	C. D 0.32 – 0.9 Insulation O.D max 2.08	Unfilled PIC, Pulp or paper
CO 0334 A		UR2 C A new version of UR2 P, filled, connector made of Polycarbonate, for special application.	Red	C. D 0.32 – 0.9 Insulation O.D max 2.08	PIC, Pulp or paper

Standard Packing: 500Ea/Box

Tap Splicing

Product Code	Product	Description / Feature	Color Code	Conductor diameter size in mm	Insulation Type
CO 0333 A		UB C & UB D Tapping connector with pre-crimp feature for transfer without service interruption. UB C- filled and UB D is dry version	C-Blue D-White	C. D 0.32 – 0.7 Insulation O.D max 1.3	UB C for jelly filled UB D for paper
CO 0328 A					
CO 0326 A		UB2 P & UB2 PD Tapping connector made of Polypropylene similar to UB C, for transfer without service interruption. UB2 P filled and P-Blue UB2 D is dry version	PD-White	C. D 0.32 – 0.9 Insulation O.D max 2.08	UB2 P for jelly filled UB2 PD for paper or pulp
CO 0327 A					
CO 0329 A		UG C The UG C made of Polycarbonate is a filled, tap connector with double contact and accept larger cable diameters.	Green	C. D 0.32 – 0.9 Insulation O.D max 1.7	PIC, Pulp or paper

Standard Packing: 500Ea/Box

Modular Connectors

Features

- Built-in cut off blades trim excess wire while crimping. Trimming of the conductors is not required.
- **Insulation Displacement Connection (IDC)** provides solder equivalent joint. No need for stripping of the insulation.
- Full wire range from 0.32 to 0.90mm diameter of conductors.
- In-built ports for easy pair testing without opening the spliced connector
- Transparent cover and base permit visual examination of wires while splicing

Features


- Full range of products for straight, tap and bridging applications.
- Pluggable module for bridge splicing for rearrangement or transfer of working lines, without interruption of service.
- Pre-filled modules for protection from humidity and condensation.
- Spliced connectors, when applied with sealant box offer excellent moisture and water resistance.

10 Pair Modular Splicing Connectors – Straight Splicing

Used for non-pressurized joints, to provide reliable protection against water and high humidity.

Contents

- *Connector
- *Sealant box
- *Applicator tool (one applicator for 200ea)

Product Code	Product	Description / Feature	Insulation	Cover	Body	Base
CO 0076 A		Modular Connector 10Pair with Sealant box	PIC filled	Yellow/ gold Clear	Yellow / gold Yellow / gold	Gold Clear


Standard Packing: 200Ea/carton

25 Pair Modular Splicing Connectors – Straight Splicing

Used for non-pressurized joints, to provide reliable protection against water and high humidity.

Contents

- *Connector
- *Sealant box
- *Applicator tool (one applicator for 120ea)

Product Code	Product	Description / Feature	Insulation	Cover	Body	Base
CO 0078 A		Modular Connector 25Pair with Sealant box	PIC filled	Yellow / gold Clear	Yellow / gold Yellow / gold	Gold Clear

Standard Packing: 120Ea/carton

Note: Modular Splicing Connectors Crimping tools are available for details see in our tools section

In-Line Drop Wire Connectors



In-line full pair splicing connector accepts self-supporting drop wire pairs having conductor diameter from 0.50mm to 0.90mm with maximum insulation diameter of 3.2mm

Features:

- The in-line full pair connectors are designed to accept self-supporting drop wire pair cables.
- The connectors are designed for superior mechanical properties.
- A single crimp displaces the insulation and provides a cold solder equivalent connection, delivering low contact resistance.
- Pre-filled with sealant the Type 1 and Type 2 connectors offer excellent resistance to high humidity moisture and ingress and water penetration
- Pre-crimp feature prevents slipping of conductors after positioning in the connector, reduces craftsman's fatigue and saves time.
- A heavy duty special parallel jaw plier is required for splicing operation

Product Code	Description
CO 0330 A	Connector, Drop Wire Type 01



The specially designed connector is made for self-supporting cylindrical drop wire cable with max OD of 6.5mm. The IDC accepts solid copper conductor diameter from 0.50 to 0.90mm. Pre-filled with sealant, the connector offers excellent resistance to harsh environmental conditions

Product Code	Description
CO 0331 A	Connector, Drop Wire Type 02

In-Line Drop Wire Connectors



The in-line full pair drop wire connector is the best connector for splicing different types of drop wires.

The connector accepts copper coated steel conductors having diameter from 0.9mm to 1.3mm, with max insulation of 4.4mm but min of 2.5mm

Encapsulated with sealant, the connector offers excellent environmental resistance.

The clear transparent body and cover offer visual inspection of wire positioning before crimping.

Designed with pre-crimp feature helps to hold the wires in place before final crimping.

Splicing Procedure:

- Trim the two-drop wires to be spliced evenly
- Slit the drop wires approximate 30-32mm
- Insert one of the drop wire pair into the connector
- While holding the connector and the wire insert the other drop wire pair.

Caution:

- Ensure that the tip and ring of wire pairs are properly lined up. Insert wires all the way into the connector verify visually.
- Press the connector cover down as far as possible using thumb pressure.
- Using heavy-duty parallel jaw plier crimp the connector in such, a way that the cover is flush with the body.
- For mid span splicing, it is recommended to use strain relief clamps

Product Code	Description
CO 0332 A	Connector, Drop Wire Type 03

Connector, Picabond



AMP Picabond Connectors provide an economical and reliable means of splicing multi-conductor telephone cable.

The bodies are manufactured from tin-plated phosphor bronze and tin-plated brass with bonded polyester insulation

Color coding of the insulation is provided to denote wire size and weather-resistant type.

AWG (0.32 – 0.9mm), with pulp, paper or plastic insulation can be spliced. Lightweight and compact PICABOND splices reduce the space required over other splicing techniques by up to 33%. Straight, butt, tap and bridge splices can be made with these connectors.

Product Code	Description
CO 0080 A	Connector, Picabond Green 1000Ea/Box
CO 0081 A	Connector, Picabond brown 1000Ea/ Coil
CO 0082 A	Connector, Picabond red 1000Ea/ Box
CO 0391 A	Connector, Picabond blue 1000Ea/ Box