

# CABINETS

**Cross-Connection Cabinets**

**Cabinet Terminal Block**

**Jointing Kit**

**Accessories**

**Locks and keys**

**Cabinet Plinth**

**Jumper Guide**

**Cable Clamps**



## Cross-Connection Cabinet

### Cross-Connection Cabinet – Ericsson Type



The Cabinet Cross-Connection is a Cross-Connecting interface between (feeder) primary and (distribution) secondary cable pairs.

The connection is achieved by using Insulation Displacement Connection (IDC)

- \* External finish: plain semi gloss light grey gel coat finish to RAL 7035
- \* Laminate construction: 2.5mm GRP+2mm P.U.foam+2mm GRP
- \* Fire retardant, self-extinguishing BS 476
- \* Hinges, Rack, Base – Stainless Steel
- \* Long life EPDM rubber & Sealing gasket
- \* Document holder.


Product Code	Description – Size in mm
CA 0010 A	1400Pr-Single Door -2 Lock 720(W) x 350(D) x 1435(H)
CA 0011 A	1800Pr -Double Door-1 Lock 1314(W) x 335(D) x 1480(H)
CA 0012 A	2700Pr–Double Door-2 Lock 1650(W) x390 (D) x1480(H)

### Cabinet Accessories

Product Code	Description
BA 0004 A	Base & Rack Stainless Steel &Complete Accessorie1400Pr
BA 0006 A	Base & Rack Stainless Steel &Complete Accessorie1800Pr
BA 0008 A	Base & Rack Stainless Steel &Complete Accessorie2700Pr

\*Separate parts available upon request.

### Cabinet – Ericsson Type - Accessories



### Cabinet Terminal Blocks (See also in Terminal Blocks)

Product Code	Description
BK 0007 A	Block C.T. NCL 40107-100Pr Clip Type with CEF cable 3m(L)
BK 0009 A	Block C.T. NCL 40207-100Pr Clamp/Big with CEF cable 3m(L)
BK 0011 A	Block C.T. NCL 40307-100Pr Clamp Small with CEF cable 3m
BK 0020 A	Block C.T. NCL 40105-50Pr Clip Type with CEF cable 3m(L)
BK 0021 A	Block C.T. NCL 40305-50Pr Clamp Small with CEF cable 3m
BK 0019 A	Block C.T. NCL 40205-50Pr 2.5 M(L)

### Tools (see also in tools section)

Product Code	Description – Size in mm
TO 0018 A	Tool, Termination




### Joining Kit (see also in Cable Joint Protection)

Product Code	Description – Size in mm
KI 0074 A	Kit, Joining Closure for Ericsson Cabinets

### Lock & Key

Product Code	Description – Size in mm
LO 0005 A	Lock for 1400Pr Cabinet
LO 0006 A	Lock for 1800Pr Cabinet
LO 0008 A	Lock for 2700Pr Cabinet
KE 0003 A	Key for Ericsson Cabinets



## Cross-Connection Cabinet

### Cross-Connection Cabinet – Krone Type



<b>Use</b>	Line distribution in telecommunication networks
<b>Capacity</b>	1200 Pairs / 2400 Pairs
<b>Weight</b>	37.1Kg
<b>Protection Class</b>	IP 54 (DIN 40 050) Closed cabinet
<b>Protection Features</b>	Dust-proof Splashed water proof
<b>Base - Plate</b>	Closed with 7 double grommets
<b>Maximum Cable</b>	14cables 9.5 – 42mm
<b>Mounting Frame</b>	Stainless Steel 3 Vertical rails=4bays
<b>Lock</b>	3-point with 2-bars 1 lock
<b>Material</b>	Glass Reinforced
<b>Color</b>	Polycarbonate Weather-resistant lacquer (RAL 7038 grey)

Product Code	Description – Size in mm
CA 0007 A	1200Pair – Single door 754(W) x 313(D) x 998(H)
CA 1081 A	2400 Pair - Double door 754(W) x 313(D) x 998(H)

\*Any other size available on request

**Note: For tools see in our Tools Section**

### Cabinet Plinth – Krone Type



The plinth forms the lower support for cabinet

Product Code	Description
PL 0063 A	Plinth for 1200Pr / 2400Pr Cabinet with plate and without ventilation

### Lock and Key



Product Code	Description
LO 0015 A	Lock
KE 0004 A	Key
LO 0042 A	3.pt Locking Mechanism

### Cabinet and Terminal Block



Product Code	Description
BL 0001 A	Cabinet Terminal block 100Pr Complete Set Including the following Items
	*Back-Mount Frame
	*Dust Cover
	*Disconnection / Connection Module
	*Fixing Clamps
	*Cable fixing Fishplate
	*Edge Protection Strip
	*Cable Protection Rings

## Cross-Connection Cabinet

### Cross Connection Cabinet - GRP



- \* Glass fibre Reinforced Polyester (GRP)
- \* IP rating 55
- \* Lift off type painted brass hinges
- \* Long life EPDM sealing rubber
- \* Full rain canopy
- \* Document holder
- \* Ventilators
- \* Door open stays
- \* High impact & temperature resistant
- \* Handle type 3 point lock with dust cap
- \* Studs for fixing mounting plate
- \* Wall thickness 4mm and at point of stress 6mm to 9mm
- \* Fire retardant self extinguishing to BS 476: part 7: 1997 class 2 / DIN 4102
- \* External finish: Plain semi gloss light grey gel coat finish to RAL 7035
- \* All hardware galvanized steel or of non-corrosive materials.


Product Code	Description – Size in mm
CA 0018 A	800Pair – Double Door 1000(H) x 850(W) x 300(D)
CA 0019 A	1200Pair – Double Door 1000(H) x 1000(W) x 300(D)

\*Any other color/size/lock available on request

### Cabinet - GRP Accessories

Product Code	Description
BA 0031 A	Base & Rack Stainless Steel & Complete Accessories 800Pr
BA 0032 A	Base & Rack Stainless Steel & Complete Accessories 1200Pr

### Jumper Guides



Product Code	Description
JU 0002 A	Jumper Guide Oval
JU 0038 A	Jumper Guide Rectangular

### Cable Clamp (See also in Electrical section)



Incoming and outgoing cables are secured in the Cross Connection Cabinets by means of Cable Clamps on a C shaped rail above the base plate.

Product Code	Description
CA 0043 A	Cable Clamp F type 16-22mm
CA 0044 A	Cable Clamp F type 22-28mm

\*Any other sizes available on request